



PRODUCT BROCHURE



**COMMERCIAL
REFRIGERATION**

**COOKING
EQUIPMENT**



**WAREWASHING
MACHINES**

**STAINLESS
FABRICATION**



Contact Details:

email: office@jbrefrigeration.ie

Tel:
087 2551453 / 087 2439308



R200S Fridge

- ✓ Stainless exterior finish
- ✓ Digital display
- ✓ Even cooling
- ✓ Adjustable feet
- ✓ Door lock fitted
- ✓ Adjustable shelves

W600 x D595 x H850



0°C to +8°C



R200SV Ventilated Fridge

- ✓ Fully ventilated
- ✓ Ideal for busy locations
- ✓ Stainless exterior finish
- ✓ Dixell digital controller
- ✓ Even cooling
- ✓ Adjustable feet
- ✓ Door lock fitted
- ✓ Adjustable shelves
- ✓ Quick pull-down

W600 x D595 x H850

0°C to +8°C



F200S Freezer

- ✓ Stainless exterior finish
- ✓ Digital display
- ✓ -10° to -22°C Temperature
- ✓ Manual defrost
- ✓ Reliable cabinet
- ✓ Door lock fitted

W600 x D595 x H850

-10°C to -22°C



R400S Upright Refrigerator

- ✓ Fan cooled interior
- ✓ Door lock & LED display
- ✓ Stainless exterior
- ✓ Reversible doors
- ✓ 4 shelves included 510 x 415
- ✓ Moulded hygienic interior
- ✓ Rear castors

W600 x D600 x H1850



F400S Upright Freezer

- ✓ Static freezer
- ✓ 7 Shelf positions
- ✓ Door lock & LED display
- ✓ Reversible door
- ✓ Stainless exterior
- ✓ Rear castors

W600 x D600 x H1850



R450SV Refrigerator

- ✓ Fully ventilated cooling
- ✓ Dixell digital controller
- ✓ Castors as standard
- ✓ Top mounted motor
- ✓ Shelf clips
- ✓ Safety Door Handle
- ✓ Quality compressor
- ✓ 3 x shelves included

W600 x D740x H1950



F450SV Freezer

- ✓ Fully ventilated
- ✓ Dixell digital controller
- ✓ Fitted Castors
- ✓ Three shelves included
- ✓ Compact footprint

W600 x D740x H1950



Slimline Two Door Stainless Fridge

R1000SV Refrigerator

- ✓ Fully ventilated cooling
- ✓ Dixell digital controller
- ✓ Castors as standard
- ✓ Top mounted motor
- ✓ Quick pull-down
- ✓ Strong construction
- ✓ Quality compressor
- ✓ 6 x shelves included (525 X 530)
- ✓ Shelf clips

W1200 X D740 X H1950



F1000SV Freezer

- ✓ Fully ventilated cooling
- ✓ Dixell digital controller
- ✓ Castors as standard
- ✓ Top mounted motor
- ✓ Easy loading
- ✓ Strong construction
- ✓ Quality compressor
- ✓ 6 x shelves included

W1200 X D740 X H1950



Professional Bottom Mount Refrigeration

R25BSV Fridge

- ✓ Quality construction
- ✓ Dixell digital controller
- ✓ Fully automatic defrost
- ✓ Doors stay open at 90°
- ✓ 3 shelves as standard
- ✓ Castors as standard
- ✓ Push fit door seal
- ✓ Quality compressor
- ✓ Adjustable GN 2/1 shelves
- ✓ Fully ventilated interior
- ✓ Auto closing door
- ✓ 10 GN 2/1 shelf capacity
- ✓ Operational ambient 5° to 43°C

W685 x D800 x H2120



F25BSV Freezer

- ✓ Quality construction
- ✓ Dixell digital controller
- ✓ Fully automatic defrost
- ✓ Doors stay open at 90°
- ✓ 3 shelves as standard
- ✓ Castors as standard
- ✓ Push fit door seal
- ✓ Quality compressor
- ✓ Adjustable GN 2/1 shelves
- ✓ Fully ventilated interior
- ✓ Auto closing door
- ✓ 10 GN 2/1 shelf capacity
- ✓ Operational ambient 5° to 43°C

W685 x D800 x H2120



Large All Stainless GN 2/1 Fridge & Freezer

R700SV Refrigerator

- ✓ Quality construction
- ✓ Dixell digital controller
- ✓ Fully automatic defrost
- ✓ Doors stay open at 90°
- ✓ 3 shelves as standard
- ✓ Castors as standard
- ✓ Push fit door seal
- ✓ Quality compressor
- ✓ Adjustable GN 2/1 shelves
- ✓ Fully ventilated interior
- ✓ Auto closing door, not reversible
- ✓ 10 GN 2/1 shelf capacity

W730 x D845 x H2130



F700SV Freezer

- ✓ Quality construction
- ✓ Dixell digital controller
- ✓ Fully automatic defrost
- ✓ Doors stay open at 90°
- ✓ 3 shelves as standard
- ✓ Castors as standard
- ✓ Push fit door seal
- ✓ Quality compressor
- ✓ Adjustable GN 2/1 shelves
- ✓ Fully ventilated interior
- ✓ Auto closing door, not reversible
- ✓ 10 GN 2/1 shelf capacity

W730 x D845 x H2130



Stainless Double Door GN 2/1 Refrigerator/Freezer

R13000SV Refrigerator

- ✓ Dixell digital controller
- ✓ Quality compressor
- ✓ Doors stay open at 90°
- ✓ Ventilated interior
- ✓ Castors as standard
- ✓ Push fit door seal
- ✓ Quality construction
- ✓ Adjustable GN 2/1 shelves
- ✓ 6 Shelves standard
- ✓ Auto closing doors
- ✓ 20 shelf capacity
- ✓ Forced air cooling
- ✓ Fully auto defrost

W1314 X D845 X H2130



F13000SV Freezer

- ✓ Dixell digital controller
- ✓ Quality compressor
- ✓ Doors stay open at 90°
- ✓ Ventilated interior
- ✓ Castors as standard
- ✓ Push fit door seal
- ✓ Quality construction
- ✓ Adjustable GN 2/1 shelves
- ✓ 6 Shelves standard
- ✓ Auto closing doors
- ✓ 20 shelf capacity
- ✓ Forced air cooling
- ✓ Fully auto defrost

W1314 X D845 X H2130



Compact Counter Work Top Fridge

CR900 Refrigerated Counter

- ✓ Stainless steel
- ✓ Fan cooled interior
- ✓ Digital display
- ✓ Adjustable shelves
- ✓ Two doors GN

W900 x D700 x H850



CR1200SV Refrigerated Counter

- ✓ Space maximised refrigerator
- ✓ Operational ambient 5°C to +38°C
- ✓ Ventilated cooling
- ✓ Stainless construction
- ✓ Superior performance
- ✓ Versatile flat worktop
- ✓ Easy change door seals
- ✓ Castors standard
- ✓ Shelf clips

W1200 x D700 x H850



Professional Counter Worktop Fridge

CR1800SV Refrigerator

- ✓ Space maximised refrigerator
- ✓ Operational ambient 5°C to +38°C
- ✓ Ventilated cooling
- ✓ Stainless construction
- ✓ Shelf clips
- ✓ Shelf size 490 x 530
- ✓ Easy change door seals
- ✓ Castors standard

W1800 x D700 x H850



CF1500SV Freezer

- ✓ Prep-top freezer
- ✓ Ventilated cooling
- ✓ Stainless construction
- ✓ Superior performance
- ✓ Versatile flat worktop
- ✓ Easy change door seals
- ✓ Castors standard
- ✓ Shelf size 540 x 530

W1500 x D700 x H850



Heavy Duty Refrigerated Preparation Counters

CR-1365 2 Doors Counter Fridge

- ✓ Fully auto defrost
- ✓ Quality construction
- ✓ Auto door closing
- ✓ Forced air cooling
- ✓ CFC free insulation
- ✓ Castors as standard
- ✓ Digital controller
- ✓ Splash back standard
- ✓ Holds GN 1/1 pans
- ✓ 2 x Adjustable shelves

W1360 x D700 x H850



CR-1800 3 Doors Counter Fridge

- ✓ Fully auto defrost
- ✓ Auto door closing
- ✓ Holds GN 1/1 pans
- ✓ CFC free insulation
- ✓ Castors as standard
- ✓ Dixell digital controller
- ✓ Splash back standard
- ✓ 3 Adjustable shelves included

W1800 x D700 x H850



CR-2230 4 Doors Counter Fridge

- ✓ Fully auto defrost
- ✓ Auto door closing
- ✓ Holds gn 1/1 pans
- ✓ CFC free insulation
- ✓ Castors as standard
- ✓ Digital controller
- ✓ Splash back standard
- ✓ 4 Adjustable shelves included

W2230 x D700 x H850



U2DK Drawer Kit

- ✓ Holds GN 1/1, 1/2 & 1/3
- ✓ Accepts 200mm deep tray
- ✓ Quality drawer runners
- ✓ 2 drawers can replace one door
- ✓ Up to 60Lt storage per drawer



Prep Counter Fridge

SA900 Saladette

- ✓ 2 Doors, GN 1/1 interior
- ✓ Top access lid and cutting board
- ✓ All stainless exterior (containers not included)
- ✓ Dixell digital controller
- ✓ Fan cooled stainless interior

W900 x D700 x H850



PCF900 Prep Station

- ✓ Granite top
- ✓ 2doors, GN 1/1 interior
- ✓ 5 GN 1/6 pans (not included)
- ✓ Dixell digital controller
- ✓ Fan cooled interior
- ✓ All stainless exterior and interior

W900 x D700 x H850



Sandwich/Salad Prep Stations

PCF1365 Large Prep Station

- ✓ Accepts 8 GN 1/4 pans
- ✓ Digital controller
- ✓ 3 doors, GN 1/1 interior
- ✓ All stainless, exterior and interior
- ✓ GN containers not included
- ✓ 355mm (14") work top

W1365 x D700 x H885 / 1015



PT1400 Pizza Prep Counters

- ✓ Holds 6 x GN 1/4 on top
- ✓ Granite work top
- ✓ Chiller toppings unit
- ✓ Fan cooled interior - 3 doors
- ✓ Dixell digital display
- ✓ Heavy duty build
- ✓ Pans set of 6 €27

W1400 x D700 x H1415



Prep & Sandwich Counter Fridge

STV1225 Saladette

- ✓ Pans directly cooled from above
- ✓ High quality stainless steel
- ✓ Spring loaded door
- ✓ Auto defrost system
- ✓ Adjustable shelves
- ✓ Slim fit, rear mounted compressor
- ✓ Uniform air distribution
- ✓ Recessed handles for added safety
- ✓ Swivel castors, 2 with brakes

W1225 x D762 x H1109



Accepts
GN
1/6 & 1/3
Pans

CF400S Chest Freezer

- ✓ 13.8 cu.ft capacity
- ✓ Fast freezing
- ✓ Low running cost
- ✓ Long life compressor
- ✓ Stainless lid

W1331 x D678 x H862



CF500S Chest Freezer

- ✓ 17 cu.ft capacity
- ✓ Fast freezing
- ✓ Static cooling
- ✓ Stainless lid
- ✓ Long life compressor

W1485 x D640 x H860



BC3U Blast Chiller - Compact

W660 x D650 x H417

- ✓ Easy to operate
- ✓ Touch controls
- ✓ +70°C to 3°C (90 mins) 8Kg
- ✓ +70°C to -18°C (240 mins) 5Kg
- ✓ Stainless body
- ✓ Powerful EBM fan motors
- ✓ Takes 2/3 GN tray containers

- ✓ Food probe included
- ✓ Digital controller (dixel)
- ✓ Chill 8Kg in 90minutes
- ✓ Interior: w355 x d370 x h270



BC5U Blast Chiller Shock Freezer

- ✓ Food probe included
- ✓ 4 touch programmes
- ✓ +70°C to 3°C (90 mins)
- ✓ +70°C to -18°C (240 mins)
- ✓ Powerful EBM fan motors
- ✓ Takes GN or 400 x 600 trays
- ✓ Counter top height 1015mm
- ✓ 18Kg in 90 minutes chill
- ✓ 14Kg in 240 minutes freeze
- ✓ Interior: W660 x D420 x H400
- ✓ All 304 stainless
- ✓ Reversible door

W800 x D815 x H1015



CF570S Chest Freezer

- ✓ 20 cu.ft. storage
- ✓ Castors included
- ✓ Fast freeze function
- ✓ Low energy
- ✓ Long life compressor
- ✓ Lockable lids
- ✓ Two stainless lids
- ✓ 3 Baskets included

W1805 x D771 x H812



RD700 Display Cooler

- ✓ Forced air cooling
- ✓ LED internal lighting
- ✓ 3 levels of display
- ✓ 2 adjustable shelves
- ✓ Rear sliding doors

W695 x D462 x H675



BC7U Worktop Counter Blast Chiller

- ✓ Easy to operate
- ✓ 4 touch programmes
- ✓ +70°C to 3°C (90 mins) 1 3
- ✓ +70°C to -18°C (240 mins) 2 4
- ✓ Powerful EBM fan motors
- ✓ Takes GN or 400 x 600 trays
- ✓ Food probe included
- ✓ Digital controller (Dixel)
- ✓ Chill 20Kg in 90minutes
- ✓ Freeze 16Kg in 240 mins
- ✓ 224 Lt capacity

W1250 x D800 x H850



TRAYS CAPACITY 7 (GN1/1)
OR 7 (400 x 600)



GASTRO AND BAKERY SHELVES

DR1000 Counter Top Chiller

- ✓ LED internal lighting
- ✓ 3 Adjustable shelves
- ✓ Dixell controller
- ✓ Soft opening door
- ✓ Space saving

W430 x D390 x H1010



RDS900 Large Counter Top Display Chiller

- ✓ Large display 900mm
- ✓ Heated front glass
- ✓ 2 Adjustable shelves

W900 x D560 x H670



BC10U Blast Chiller Shock Freezer

- ✓ Easy to operate
- ✓ 4 touch programmes
- ✓ +70°C to 3°C (90 mins) 1 3
- ✓ +70°C to -18°C (240 mins) 2 4
- ✓ Powerful EBM fan motors
- ✓ Takes GN or 400 x 600 trays
- ✓ Easy to operate
- ✓ Food probe included
- ✓ Dixell digital controller
- ✓ Chills 40Kg in 90minutes
- ✓ Freeze 30Kg in 240 mins
- ✓ Interior: W660 x D420 x H870
- ✓ Reversible door

W800 x D815 x H1645



BC14U Blast Chiller

- ✓ Easy to operate
- ✓ Touch controls
- ✓ +70°C to 3°C (90 mins)
- ✓ +70°C to -18°C (240 mins)
- ✓ Powerful EBM fan motors
- ✓ Takes GN or 400 x 600 trays
- ✓ Food probe included
- ✓ Digital controller (dixel)
- ✓ Chill 55Kg in 90minutes
- ✓ Freeze 38Kg in 240 mins
- ✓ Interior: W660 X D420 X H 1150
- ✓ Reversible door

W800 X D815 X H2170



CT-140 Cold Toppings Fridge

- ✓ Counter top - prep starters, pizza, etc.
- ✓ All stainless steel construction
- ✓ Static cooling system
- ✓ Containers as shown GN 1/4 not included
- ✓ CFC free

W1400 x D335 x H435



CT-180 Cold Toppings Fridge

- ✓ Counter top - prep starters, pizza, etc.
- ✓ All stainless steel construction
- ✓ Static cooling system
- ✓ Containers as shown GN 1/4 not included
- ✓ CFC free

W1800 x D335 x H435



GDR400 Display Chiller

- ✓ Glass door
- ✓ Adjustable shelves
- ✓ Door lock and LED light
- ✓ Fan cooling
- ✓ 20 Shelf positions

W600 X D585 X H1850



GDF400 Display Freezer

- ✓ Six fixed shelves
- ✓ Vertical LED light
- ✓ Double glazed door
- ✓ Lockable door
- ✓ Quality compressor


W600 X D585 X H1850



DCF1900 Display Counter

- ✓ Ventilated cooling
- ✓ Stainless display 25" deck
- ✓ Chilled understorage
- ✓ Dixell digital controller
- ✓ Ambient upper shelf
- ✓ Granite worktop
- ✓ Internal light LED
- ✓ Curve glass front
- ✓ Hinged front for cleaning

W1880 X D975 X H1280



REAR STORAGE

GDR300 Display Chiller

- ✓ Adjustable shelves
- ✓ Vertical light
- ✓ Double glazed door
- ✓ Lockable door
- ✓ Fully ventilated
- ✓ Rear castors

W620 x D595 x H1921



GDR800 Display Chiller

- ✓ Double hinged doors
- ✓ 1°C - 10°C Temp control
- ✓ Auto defrost
- ✓ Fully ventilated
- ✓ 10 Shelves included
- ✓ Rear castors included

W1000 X D730 X H2036



CDV90 Cake Display

- ✓ Excellent merchandiser
- ✓ Four level display
- ✓ Ventilated cooling
- ✓ Curved front glass
- ✓ LED lighting
- ✓ Temperature display
- ✓ 3 adjustable shelves
- ✓ Black exterior
- ✓ Double glazed
- ✓ Anti condense heater

W900 x D800 x H1370



CDV120S Curved Display Case

- ✓ Excellent product merchandiser
- ✓ Four level display
- ✓ Ventilated cooling
- ✓ Curved front glass
- ✓ LED lighting
- ✓ Temperature display
- ✓ 3 adjustable shelves
- ✓ Black exterior
- ✓ Double glazed
- ✓ Anti condense heater

W1200 x D750 x H1350



GDF1300 Display Freezer

- ✓ Fully ventilated
- ✓ Frozen Retail Display
- ✓ Large Capacity
- ✓ Temp -17°C - 20°C
- ✓ 8 Adjustable shelf
- ✓ Interior LED lights
- ✓ Lockable Doors

W1382 x D800 x H2135



MDD1270 Multi-deck Display

- ✓ 5 display levels
- ✓ Adjustable shelves
- ✓ Night blind included
- ✓ Forced air refrigeration
- ✓ LED lighting
- ✓ Fully auto defrost
- ✓ Strong Embraco compressor
- ✓ Plug-in 13 amp

W1270 x D765 x H1975



SDV90S Showcase Chiller

- ✓ Enhanced styling
- ✓ Blends into any store concept
- ✓ LED interior lighting
- ✓ Easy to maintain and clean
- ✓ Eco gas for low running cost
- ✓ Temperature display
- ✓ Heated front glass
- ✓ Adjustable shelves

W900 x D750 x H1330



SDV120S Showcase Chiller

- ✓ Enhanced styling
- ✓ Meets any store concept
- ✓ LED interior lighting
- ✓ Easy to maintain and clean
- ✓ Eco gas for low running cost
- ✓ Temperature display
- ✓ Heated front glass
- ✓ Adjustable shelves

W1200 x D750 x H1200



DCF1300 Deli Counter

- ✓ Ventilated cooling
- ✓ Stainless display 25" deck
- ✓ Chilled understorage
- ✓ Dixell digital controller
- ✓ Ambient upper shelf
- ✓ Granite worktop
- ✓ Internal LED light
- ✓ Curve glass front
- ✓ Hinged front for cleaning

W1280 X D975 X H1280



DCF1600 Deli Counter

- ✓ Ventilated cooling
- ✓ Stainless display 25" deck
- ✓ Chilled understorage
- ✓ Dixell digital controller
- ✓ Ambient upper shelf
- ✓ Granite worktop
- ✓ Internal light LED
- ✓ Curve glass front
- ✓ Hinged front for cleaning

W1580 X D975 X H1280



All Back Bar Coolers

- ✓ Fan Cooler
- ✓ Metal Interior
- ✓ Chromed Shelves
- ✓ Carel digital controller



BC10HBE Single Door Back Bar Cooler

- ✓ Quick cooling
- ✓ Maximum display
- ✓ Built-in quality
- ✓ Great merchandisers
- ✓ Temp range +1°C to +10°C
- ✓ Black finish
- ✓ Locks fitted
- ✓ Interior light
- ✓ Carel LED digital controller

W605 x D515 x H900



U45-13 Ice Maker

- ✓ Solid clear ice
- ✓ Built-in filter
- ✓ Hanning water pump
- ✓ Stainless body
- ✓ Low water consumption
- ✓ Adjustable legs
- ✓ Water cleaning & descale function
- ✓ Simple to install
- ✓ Vertical evaporator
- ✓ Scoop and hoses included

W505 x D656 x H845



U100-34 Ice Maker

- ✓ Solid clear ice
- ✓ Built-in filter
- ✓ Hanning water pump
- ✓ Stainless body
- ✓ Low water consumption
- ✓ Adjustable legs
- ✓ Water cleaning & descale function
- ✓ Simple to install
- ✓ Vertical evaporator
- ✓ Scoop and hoses included

W715 x D656 x H960



BC20HBE Display Cooler

- ✓ Large display storage
- ✓ Hinged doors
- ✓ Very reliable
- ✓ Temp range +1°C to +10°C
- ✓ Toughened glass inside and out
- ✓ Chromed shelves
- ✓ Aluminum interior
- ✓ Integral door locks
- ✓ Low noise fan
- ✓ Carel digital display
- ✓ Front ventilated
- ✓ LED Interior light

W905 x D515 x H900



BC20SBE 2 Doors Sliding Cooler

- ✓ Large display storage
- ✓ Sliding doors
- ✓ Very reliable
- ✓ Temp range +1°C to +10°C
- ✓ Toughened glass inside and out
- ✓ Chromed shelves
- ✓ Aluminum interior
- ✓ Integral door locks
- ✓ Low noise fan
- ✓ Carel digital controller
- ✓ Front ventilated
- ✓ LED Interior light

W905 x D515 x H900



U160-100 Ice Maker

- ✓ Contemporary style
- ✓ Solid ice cubes
- ✓ Vertical evaporator
- ✓ Hanning water pump
- ✓ EBM condensor fan
- ✓ Low water consumption
- ✓ Waterfilter recommended for hard water
- ✓ Adjustable legs
- ✓ Bottom drain outlet
- ✓ Scoop & hoses included

W560 x D830 x H11668

158Kg Output
104Kg Storage



U210-180 Ice Maker

- ✓ Solid ice cubes
- ✓ Low water consumption
- ✓ Vertical Evaporator
- ✓ Hanning water pump
- ✓ Waterfilter recommended for hard water
- ✓ Bottom drain outlet

W780 x D840 x H1720

210Kg Output
180Kg Storage



BC20HSE Back Bar Cooler

- ✓ High grade stainless exterior
- ✓ Large display storage
- ✓ Hinged doors
- ✓ Temp range +1°C to +10°C
- ✓ Toughened glass inside and out
- ✓ Chromed shelves
- ✓ Aluminum interior
- ✓ Integral door locks
- ✓ Low noise fan
- ✓ Digital display
- ✓ Front ventilated
- ✓ Interior light

W905 x D515 x H900



BC30HBE 3 Door Back Bar Cooler

- ✓ Ventilated interior
- ✓ Auto defrost
- ✓ LED Interior light
- ✓ Double-glazed doors
- ✓ Locks fitted
- ✓ Carel digital controller

W1350 x D515 x H900



IM-21CNE-HC Ice Maker

- ✓ Compact & space saving
- ✓ Reliable & consistent output
- ✓ Hygienic & rust-free stainless exterior
- ✓ Uses natural refrigerant R290

W 398 x D 451 x H 695 mm



IM-45CNE-HC Ice Maker

- ✓ Reduced running costs
- ✓ Large insulated storage bin
- ✓ Clear, square ice cubes
- ✓ Uses natural refrigerant R290

W 503 x D 456 x H 930 mm



UD25-3 Ice Maker Dispenser

- ✓ Crystal clear ice
- ✓ Cold water
- ✓ Energy efficient
- ✓ Auto water cleaning
- ✓ Washable air filter
- ✓ Compact footprint

W350 x D550 x H680



Ideal for:

- ✓ Coffee shops
- ✓ Bars
- ✓ Restaurants
- ✓ Shops

IM-65NE-HC Ice Maker

- ✓ High output
- ✓ Fresh water input
- ✓ Automatic rinse flush
- ✓ Hygienic closed water circuit
- ✓ Uses natural refrigerant R290

W 633 x D 506 x H 930 mm



IM-100NE-HC Ice Maker

- ✓ Largest storage capacity
- ✓ Prudent investment
- ✓ Great capital return
- ✓ Uses natural refrigerant R290

W 704 x D 506 x H 1290 mm



CTSR-23SD Refrigerator

- ✓ Forced air cooling
- ✓ High visibility digital display
- ✓ Interior light
- ✓ Easy cleaning & maintenance
- ✓ Bottom mounted condensing unit
- ✓ Easy wipe magnetic gasket
- ✓ Fitted door lock
- ✓ High quality stainless steel construction
- ✓ Automatic defrost
- ✓ High density insulation
- ✓ Ideal for high usage
- ✓ Fresh meats and general produce
- ✓ Swivel castors
- ✓ Rounded corners
- ✓ Castors with brakes

W685 x D770 x H2113



CTSF-23SF Freezer

- ✓ Forced air cooling
- ✓ High visibility digital display
- ✓ Interior light
- ✓ Easy cleaning & maintenance
- ✓ Bottom mounted condensing unit
- ✓ Easy wipe magnetic gasket
- ✓ Fitted door lock
- ✓ High quality stainless steel construction
- ✓ Automatic defrost
- ✓ High density insulation
- ✓ Ideal for high usage
- ✓ Fresh meats and general produce
- ✓ Swivel castors
- ✓ Rounded corners
- ✓ Castors with brakes

W685 x D770 x H2113



Salad Sandwich

CMST-48

- ✓ Pans directly cooled from above
- ✓ High quality stainless steel
- ✓ Spring loaded door
- ✓ Auto defrost system
- ✓ Adjustable shelves
- ✓ Slim fit, rear mounted compressor
- ✓ Uniform air distribution
- ✓ Recessed handles for added safety
- ✓ Swivel castors, 2 with brakes
- ✓ Digital display

W1225 x D762 x H1109



KUR12-2 Refrigerator

- ✓ High quality stainless steel
- ✓ Fresh meats and general produce
- ✓ Auto defrost system
- ✓ Easily adjustable GN shelves
- ✓ Digital controller
- ✓ Long life compressor
- ✓ Forced air cooling system
- ✓ Uniform air distribution
- ✓ Recessed handles for added safety
- ✓ Swivel castors, 2 with brakes

W1200 x D700 x H850



Deluxe Pizza Preparation

CTPR-67SD

- ✓ Huge work board
- ✓ Massive under storage
- ✓ Digital display
- ✓ 9 x GN 1/3 pans included
- ✓ Auto defrost
- ✓ High density insulation
- ✓ Insulated top lids
- ✓ Ventilated air cooling
- ✓ Quality stainless steel finish
- ✓ Swivel castors - heavy duty
- ✓ Dual zone top - meats or salad

W1702x D820 x H1069



KUR18-3 Refrigerator

- ✓ High quality stainless steel
- ✓ Fresh meats and general produce
- ✓ Auto defrost system
- ✓ Easily adjustable GN shelves
- ✓ Digital controller
- ✓ Long life compressor
- ✓ Forced air cooling system
- ✓ Strong work surface
- ✓ Recessed handles for added safety
- ✓ Swivel castors, 3 with brakes

W1800 x D700 x H850



Cobra



CS9 Salamander

- ✓ Infra-red gas burners
- ✓ Two 4.4Kw burners
- ✓ Twin control
- ✓ Wall bracket supplied
- ✓ Rack size 610 x 310mm

W900 x D422 x H450 mm

BLUE SEAL

Gas Range G750-6NAT & G750-6LPG



- ✓ 750mm deep for easy access
- ✓ Gastronorm GN 2/1 oven
- ✓ Powerful 5.8Kw burners
- ✓ Oven 7.9Kw
- ✓ Side hinged oven doors
- ✓ Vitreous oven interior
- ✓ 5 Shelf position oven
- ✓ Stainless finish

W900 x D750 x H890

Pitco

CE-35CS NAT / LP

- ✓ 80lbs fries per hour
- ✓ Triple burners (105,000 BTUs)
- ✓ Stainless steel fry pan
- ✓ Wire mesh baskets
- ✓ 21 Litre oil capacity
- ✓ LPG or natural gas

W394 X D770 X H900/1200



B60H LP / NAT

Banks

- ✓ Extra powerful burners
- ✓ 7.3Kw each natt
- ✓ Heavy duty hob
- ✓ Independent controls
- ✓ Stainless construction
- ✓ Adjustable legs

W915 x D700 x H322



Banks

EF20-12 Electric Fryer

- ✓ Front mounted controls
- ✓ Easy tank access
- ✓ Large drain value
- ✓ Adjustable legs
- ✓ 2 Castors at rear
- ✓ Stainless fry tank
- ✓ Safety cut out stat

W420 x D830 x 850/1080

NEW PRODUCT



EF28-18 Electric Fryer

- ✓ High output fryer
- ✓ Low maintenance
- ✓ Stainless body
- ✓ 2 baskets included
- ✓ Easy drain off oil
- ✓ Cold zone
- ✓ Minimal footprint
- ✓ Tank lid included

W400 X D800 X H1100 at rear



GF30 Free Standing Fryer

- ✓ 40lbs Fries per hours
- ✓ 3 Burner 83000 BTU
- ✓ Stainless steel tank
- ✓ 2 Nickel plated baskets
- ✓ Long life construction
- ✓ Oil capacity - 23 Litres
- ✓ Robert shaw valves and thermonstats
- ✓ Very accurate thermostat

W394 X D778 X H1195

GAS / LP / NAT



3 YEAR WARRANTY

GF40 Free Standing Fryer

- ✓ 50 Lbs fries per hour
- ✓ 36 Litre oil capacity
- ✓ Easy clean pans
- ✓ Large drain off
- ✓ Nickel planted baskets
- ✓ 4 Burners (35Kw)

W394 X D778 X H900/ 1195

GAS / LP / NAT



3 YEAR WARRANTY

EF6L Electric Fryer

- ✓ 6 litre tank
- ✓ Simple controls
- ✓ Safety stat
- ✓ Plug-in

W265 x D425 x H300



EFD66 Twin Electric Fryer

- ✓ 2 x 6 litres tanks
- ✓ Safety stat
- ✓ Easy clean
- ✓ Versatile
- ✓ Plug-in

W540 x D410 x H285



EFD88 Twin Fryer

- ✓ 2 x 8 litres tanks
- ✓ Safety stat
- ✓ Easy clean
- ✓ Two drain taps

W540 x D410 x H285



CBR8 Rotisserie Oven



NEW PRODUCT

20 AMP

- ✓ Highly visible cooking
- ✓ 4 baskets rotator
- ✓ Space saving
- ✓ Simple controls
- ✓ Stainless housing
- ✓ Counter top or freestanding
- ✓ Dual temperature
- ✓ Interior light

W810 x D630 x H610

CBR12 Rotisserie Oven



NEW PRODUCT

30 AMP

- ✓ Highly visible cooking
- ✓ 4 baskets rotator
- ✓ Space saving
- ✓ Simple controls
- ✓ Stainless housing
- ✓ Counter top or freestanding
- ✓ Dual temperature
- ✓ Interior light

W1010 x D630 x H880

SSE611 Snack Grill

- ✓ Nickel steel
- ✓ Timer (15 mins)
- ✓ Toaster rack
- ✓ Drip tray

W610 x D305 x H280



CM400 Crepe Maker

- ✓ Makes, crepes, pancakes, wheat, cakes, chapatis and lots more
- ✓ Fast output
- ✓ Blinis cast plate
- ✓ Spreader & spatula included
- ✓ 3Kw

W450 x D470 x H280



PCG-RF Panini Grill

- ✓ Flat bottoms, ribbed tops
- ✓ Robust cast iron plates
- ✓ Temp 50° to 300°C
- ✓ Heat lamp indicator
- ✓ On/off lamp
- ✓ Large fat tray
- ✓ Plug included
- ✓ Ideal for cafes, pubs, restaurants & caterers

W410 x D370 x H210



TCG-RF Twin Contact Grill

W570 x D370 x H210



20 AMP

3.6Kw

HSC650 Hot Display Case

- ✓ Curved glass
- ✓ Luxury design
- ✓ Stainless base
- ✓ Easy access
- ✓ 4 sides display
- ✓ Gastronorm interior

W650 x D490 x H580



SK9 Soup Kettle

- ✓ 9 Lt stainless steel pot
- ✓ Black body
- ✓ Temp 30°C - 95°C
- ✓ Ladle cut out

W360 x H400



BFW500 Banqueting Cart Hot Food

- ✓ Consistent temperature control
- ✓ Stainless construction
- ✓ Robust and long lasting
- ✓ Kitchen fresh every time
- ✓ 11 Shelf levels (115mm gaps)
- ✓ Easy front-mounted control
- ✓ Insulated body
- ✓ Heavy duty castors
- ✓ Humidity control
- ✓ 11 tier interior
- ✓ Twin pull / push bars
- ✓ Large GN 2/1 interior

W800 x D975 x H1790



EFT540 Griddle

- ✓ Portable plug-in
- ✓ 10mm Thick fry plate
- ✓ 2.5mm Stainless uard
- ✓ Easy clean surface
- ✓ Compact foot print

W540 x D480 x H220



3Kw Griddle



EFT610 Griddle Fry Top

- ✓ Flat surface grill
- ✓ Fast powerful recovery
- ✓ Twin zone control
- ✓ Variable thermostat
- ✓ 30 Amp connection

W610 x D540 x H270



6Kw Griddle

30 AMP

BMW1 Bain Marie

- ✓ GN 1/1 opening
- ✓ Simmer control
- ✓ Wet well

W355 x D560 x H240



BMW3 Bain Marie with Pans

- ✓ 3 GN pans included
- ✓ Temperature controls
- ✓ Stainless steel

W355 x D560 x H240



BMW4 Bain Marie

- ✓ Holds food up to 2 hours
- ✓ Variable heat control
- ✓ Gastronorm flexible
- ✓ Stainless casing
- ✓ Drain tap
- ✓ Powerful element

W615 x D560 x H380



EFT730

- ✓ Twin zone cooking
- ✓ 10mm Grill plate
- ✓ Dual control
- ✓ Strong construction
- ✓ Even heating

W730 x D470 x H240



4.4Kw Griddle

20 AMP

EGC600 Electric Griddle

- ✓ Smooth chrome plate 14mm
- ✓ Fast even cooking
- ✓ Very easy to clean
- ✓ Twin control
- ✓ Integral fat box

W600 x D650 x H335/475



7.8Kw Griddle

3 PHASE

BMHC3 Bain Marie with Hot Cupboard

- ✓ Open 3GN bain marie (wet)
- ✓ Heated base cupboard
- ✓ Digital controller
- ✓ All stainless 304
- ✓ Strong build quality
- ✓ Temperature display

W1100 x D700 x H870



20 AMP

Optional Gantry with heated lamps €430

BMHC4 Bain Marie with Hot Cupboard

- ✓ Open 4GN bain marie (wet)
- ✓ Heated base cupboard
- ✓ Digital controller
- ✓ All stainless 304
- ✓ Strong build quality
- ✓ Temperature display

W1406 x D700 x H870



20 AMP

HL3 & HL5 Hot Lamps

- ✓ Ideal for hot gantry
- ✓ Kitchen hot lamps
- ✓ Stainless housing
- ✓ 150 Watts per lamp
- ✓ Economic to run



W950 x D120 x H53
W1450 x D120 x H53

CT400 Conveyor Toaster

- ✓ Toasts bread, bagels, brioche, etc.
- ✓ Heavy duty conveyor
- ✓ Up to 300 pieces per hour
- ✓ Variable speed and toasting

W389 x D440 x H385



PLUG IN

CV0600 Compact Convection Oven

- ✓ 4 trays (433 x 333) included
- ✓ Can cook up to 300°C
- ✓ Timer 0-120min
- ✓ Double glazed door
- ✓ Easy clean surface
- ✓ Versatile countertop oven for baking, reheating or fast thawing

W595 x D530 x H570



PLUG IN

CV0790 Gastronorm Convection Oven

- ✓ Accepts 4 GN 1/1 Trays
- ✓ Can cook up to 300°C
- ✓ Timer 0-120min
- ✓ Double glazed door
- ✓ 7 shelf positions
- ✓ Versatile countertop oven for baking, reheating or fast thawing
- ✓ Very portable
- ✓ Hold function

W800 x D600 x H580



PLUG IN

CVO840 Large Convection Bakery Oven

- ✓ Convect air system
- ✓ Perfect baking
- ✓ 0 - 300°C Temperature
- ✓ Double glazed door
- ✓ 120 Minute timer
- ✓ Bi-direction fans
- ✓ Two interior lamps
- ✓ 600 x 400mm Racks
- ✓ 4 Shelf Positions
- ✓ Stand Optional €469

W835 X D672 X H570



30 AMP



PLUG IN

Commercial Microwave Ovens

NE-1853 Microwave Oven

1800 Watt Space Saving Oven

- ✓ 2 + 3 Stage heating
- ✓ Easy clean interior
- ✓ Stainless body & cavity
- ✓ Top & bottom power energy
- ✓ Large LED display
- ✓ Interior lighting
- ✓ Easy view window
- ✓ Stackable, 2 ovens

W330 x D310 x H175



PLUG IN

NE-1880 Microwave Oven

Commercial 1800 Watt Microwave Oven

- ✓ Large GN 1/1 interior
- ✓ Removable midshelf
- ✓ Even fast output
- ✓ Preset or dial timer
- ✓ Drop down door
- ✓ Operations cycle counter
- ✓ 16 Programs
- ✓ 2 & 3 stage heating
- ✓ One touch operation

W650 x D526 x H471



15 AMP

NE-3280 Microwave Oven

Commercial 3200 Watt Microwave Oven

- ✓ Large GN 1/1 interior
- ✓ Removable midshelf
- ✓ Even fast output
- ✓ Preset or dial timer
- ✓ Drop down door
- ✓ Operations cycle counter
- ✓ 16 Programs
- ✓ 2 & 3 stage heating
- ✓ One touch operation

W650 x D526 x H471



23 AMP



MWS Microwave Oven Shelf

- ✓ Suitable for most microwaves
- ✓ All stainless shelf
- ✓ Fixing screws not included

W560 x D400



SHARP

21-AT Microwave

- ✓ 1000 watt output
- ✓ Variable cooking power levels
- ✓ 20 touch preset controls
- ✓ Flat bed surface

W550 x D458 x H309



PLUG IN

SHARP

22-AT Microwave Oven

- ✓ 1500 watt output
- ✓ Heavy duty oven
- ✓ 20 preset memory settings
- ✓ Express defrost
- ✓ 11 power levels
- ✓ Double quantity button
- ✓ Stackable space saving

W520 x D470 x H335



PLUG IN

SHARP

24-AT Microwave Oven

- ✓ 1900 watt output
- ✓ Very fast oven
- ✓ Express defrost
- ✓ Heavy duty
- ✓ 20 presets in memory
- ✓ 11 power levels
- ✓ Double quantity button
- ✓ Stackable space saving
- ✓ Internal Oven

W330 x D330 x H180



PLUG IN

Panasonic

SHARP


Chefmate Combi Steam Ovens



CME6 Chefmate Combi 6GN Oven

- ✓ New easy open door
- ✓ Cool touch door
- ✓ Bi-directional fans
- ✓ Optimal cooking chamber
- ✓ Direct steam injection
- ✓ Interior halogen light
- ✓ Double glazed door
- ✓ Easy clean interior
- ✓ Temp range 0°C - 270°C

- ✓ Self diagnostics
- ✓ Self cleaning programme
- ✓ 70mm tray pitch
- ✓ 6 speed fan



W890 x D795 x H980mm



CME10 Chefmate Combi 10GN Oven

- ✓ Cool touch door
- ✓ Bi-directional fans
- ✓ Direct steam injection
- ✓ Double glazed door
- ✓ Temp range 0°C - 270°C
- ✓ Self diagnostics
- ✓ Self cleaning programme
- ✓ 70mm tray pitch
- ✓ 6 speed fan

W890 x D795 x H980mm




18.5 KW

Professional Single Deck Pizza Oven

SP6666 Single Deck Pizza Oven

- ✓ Bakes 4 x 12" pizzas
- ✓ Twin stone hearth
- ✓ Easy to install
- ✓ Long lasting oven
- ✓ 4.7KN

W980 x D815 x H415



20 AMP

TP6666 Twin Deck Pizza Oven

- ✓ 4 large pizzas per deck
- ✓ Smooth, fire brick hearth
- ✓ Professional oven
- ✓ 4 way controls
- ✓ 4.7KN x 2

W980 x D815 x H745



BAKES 8 LARGE 12" PIZZAS

BEST SELLER ★★

STAND €239

2 X 20 AMP



Banks

SDM30 Spiral Dough Mixer

- ✓ Bowl 30Lt
- ✓ Flour volume 12Kg
- ✓ Dough capacity 20Kg
- ✓ Single speed control
- ✓ Timer - for batch control
- ✓ Brilliant white body
- ✓ Stainless lift up guard
- ✓ Excellent value

W440 x D720 x H730



30 Litre

Banks PFM10 Planetary Mixer

- ✓ Beater whisk & dough hook included
- ✓ Stainless bowl
- ✓ 3 speed control
- ✓ Bowl lever
- ✓ Integrated stand
- ✓ Safety guard
- ✓ Long life gear box

W389 x D480 x H620



NEW PRODUCT

10 Litre

Banks PFM20 Planetary Mixer

- ✓ Beater whisk & dough hook included
- ✓ Stainless bowl
- ✓ 3 speed control
- ✓ Bowl lever
- ✓ Integrated stand
- ✓ Safety guard
- ✓ Long life gear box

W555 x D558 x H794



20 Litre

Patisserie Cake & Sandwich Display

PFM30 Planetary Mixer

- ✓ Beater whisk & dough hook included
- ✓ Stainless bowl
- ✓ 3 speed control
- ✓ Bowl lever
- ✓ Integrated stand
- ✓ Safety guard
- ✓ Gear driven

W592 x D622 x H1142



30 Litre



HPFM30 Heavy Duty Mixer

- ✓ Freestanding mixer
- ✓ Heavy duty build
- ✓ Beater, dough hook and whisk included
- ✓ Stainless bowl
- ✓ Excellent investment
- ✓ Safe guard
- ✓ Large motor
- ✓ Timer included
- ✓ Bowl lever
- ✓ Easy to maintain

W640 x D690 x H1145

GREAT VALUE

30 Litre



WB3 Water Boiler Bank

- ✓ Fast recovery
- ✓ Connect to mains water
- ✓ Easy to use
- ✓ Drip tray inc.
- ✓ Draw off 6 Liters

W190 x D420 x H630

MEDIUM DUTY

2 YEAR WARRANTY



T10



- ✓ 10Lt draw off
- ✓ 28Lt per hour (156 cups)
- ✓ Plumbed direct to mains
- ✓ Very compact
- ✓ Easy to operate
- ✓ Quality stainless
- ✓ Drip tray included

W210 x D505 x H590mm



3500ST Glasswasher

- ✓ 3 minute wash
- ✓ Reliable, quality results
- ✓ Auto rinse aid
- ✓ Stainless steel
- ✓ Super value
- ✓ One basket supplied
- ✓ Gravity drain

W425 x D555 x H636



MIXED LOAD
18 GLASSES



4000ST Glasswasher

- ✓ 3 minute wash
- ✓ Reliable, quality results
- ✓ Auto rinse aid
- ✓ Stainless steel
- ✓ Super value
- ✓ One basket supplied
- ✓ Gravity drain

W475 x D550 x H720



MIXED LOAD
24 GLASSES



EVO4000DDPS Glasswasher with Drain Pipe

- ✓ Large door opening
- ✓ Strong build quality
- ✓ 2,3 or 4 minute cycles
- ✓ Quality wash results
- ✓ Auto rinse aid
- ✓ Auto detergent
- ✓ Auto drain pump
- ✓ 3Kw

W475 x D505 x H719



5000ST Dishwasher or Glasswasher

- ✓ 3 minute wash
- ✓ Reliable, quality results
- ✓ Auto rinse aid
- ✓ 20 AMP

W590 x D600 x H820



16 AMP

EVO5000DDPS Dish or Glasswasher

- ✓ Strong workhorse
- ✓ 2, 3 or 4 minute wash cycle
- ✓ Reliable, quality results
- ✓ Auto rinse aid
- ✓ Auto detergent
- ✓ Auto drain pump
- ✓ 20 AMP

W590 x D600 x H820



61P Passthrough Dishwasher

- ✓ High volume dishwasher
- ✓ Powerful motor 1 HP
- ✓ 1.5 or 3 minute wash
- ✓ 3 phase or 30 amp
- ✓ Tables & sink not included
- ✓ Gravity drain
- ✓ Basket 500 x 500mm
- ✓ 30 AMP

W640 x D750 x H1904



30 AMP

62P/S Passthrough Dishwasher

- ✓ Extra powerful machine
- ✓ High volume dishwasher
- ✓ 2 powerful wash pumps
- ✓ Tables & sink not included
- ✓ Auto detergent pump
- ✓ Auto rinse aid pump
- ✓ 3 or 4 minute wash cycle
- ✓ Basket 500 x 500mm
- ✓ 30 AMP

W640 x D750 x H1904



3 PHASE

DWS Dishwasher Stand

- ✓ Basket slide under
- ✓ Stainless steel
- ✓ Adjustable feet
- ✓ Heavy duty

W600 x D570 x H450



PRS21 Pre-rinse Shower Hose

- ✓ 4" deck mixer
- ✓ Hot and cold supply
- ✓ Strong spray gun
- ✓ Brass metal base

W245 x D1100



WHB4 Wash hand Basin

- ✓ Taps included
- ✓ Stainless steel
- ✓ Wall mounted
- ✓ Very popular

W305 x D270



CS10 Automatic Water Softener

- ✓ Freeflow technology
- ✓ Automatic regeneration
- ✓ Remove hardness in water
- ✓ Very reliable
- ✓ Ideal for Combi Ovens, Dishwashers, Icemakers etc

W275 x D470 x H505



WHBK Knee Operated Sink

- ✓ Hands free
- ✓ Safe to use
- ✓ 304 stainless
- ✓ With tap

W440 x D330 x H185



JS1 Janitorial Sink

- ✓ Mounted tap inc
- ✓ Smart hand sink
- ✓ Folding grid
- ✓ Adjustable feet

W510 x D695 x H600



CS20 Water Softener

- ✓ Freeflow technology
- ✓ Automatic regeneration
- ✓ Remove hardness in water
- ✓ Very reliable
- ✓ Ideal for Combi Ovens, Dishwashers, Icemakers etc

W275 x D470 x H735



SBRD1200 Right Hand Drainer Sink SBLD1200 Left Hand Drainer Sink

- ✓ Large deep bowl
- ✓ All stainless sink unit
- ✓ Single bowl, single drainer
- ✓ Stand, undershelf and taps included
- ✓ 40mm box section legs

W1200 x D700 x H850



Taps and waste kit included

DBRD1800 Right Hand Drainer Sink DBLD1800 Left Hand Drainer Sink

- ✓ All stainless, double bowl sink
- ✓ 2 large deep bowls included
- ✓ Stand, undershelf and taps included
- ✓ 40mm box section legs

W275 x D470 x H735



Taps and waste kit included

Preparation and Storage Equipment

CENTRE WORK TABLES

- ✓ Flat stainless tops
- ✓ Ideal for kitchen centre
- ✓ Equipment stands
- ✓ Very well made
- ✓ Great value
- ✓ Very long lasting



TECHNICAL SPECIFICATION

Model	Dimensions	Price
CT9060	W900 x D600 x H850	€199
CT12060	W1200 x D600 x H850	€249
CT18060	W1800 x D600 x H850	€299

WALL BENCH TABLES

- ✓ Very strong construction
- ✓ All stainless
- ✓ Adjustable feet
- ✓ Flat packed
- ✓ Easy assembly



TECHNICAL SPECIFICATION

Model	Dimensions	Price
WB900	W900 x D700 x H850	€219
WB1200	W1200 x D700 x H850	€259
WB1500	W1500 x D700 x H850	€289
WB1800	W1800 x D700 x H850	€329

WALL SHELVES

- ✓ Stainless shelves
- ✓ Wall brackets included
- ✓ Strong construction
- ✓ Easy to clean



TECHNICAL SPECIFICATION

Model	Dimensions	Price
WS900D	W900 x D300	€99
WS1200D	W1200 x D300	€119
WS1500D	W1500 x D300	€139
WS1800D	W1800 x D300	€159

EQUIPMENT STAND

- ✓ All stainless
- ✓ Heavy Duty
- ✓ Flat Packed
- ✓ Undershelf Included
- ✓ Versatile equipment stand



W900 x D800 x H850

WBC1200 Two Door Cabinet Work Bench

- ✓ Two doors
- ✓ Internal shelf
- ✓ Heavy duty
- ✓ Long lasting
- ✓ Hygiene safe
- ✓ All stainless



W1200 x D700 x H850/900

DWCH Condense Hood For Dishwasher


- ✓ All stainless construction
- ✓ Internal gully
- ✓ Neutral evaporation
- ✓ Environmentally hygienic

W1000 x D1100 x H400



DG1200 Two Tier Overshelf

- ✓ Pass through gantry
- ✓ Ambient 2-tier shelves
- ✓ Bench or fridge mount
- ✓ All stainless
- ✓ Strong construction
- ✓ Easy to fit



TECHNICAL SPECIFICATION

Model	Dimensions	Price
DG1200	W1200 x D350 x H750	€129
DG1500	W1500 x D350 x H750	€149
DG1800	W1800 x D350 x H750	€169

Chrome Shelf Racking Sets

SET A

SET A INCLUDED
4 x AP1 Posts
4 x A3618 Shelves
16 x PSSC Post Clips

W910 x D455 x H1800



SET B

SET B INCLUDED
4 x A4518 Shelves
4 x AP1 Posts
16 x PSSC Shelf Clips

W1220 x D455 x H1800



SET C


SET C INCLUDED
4 x A7218 Shelves
4 x AP1 Posts
16 x PSSC Shelf Clips

W1825 x D455 x H1800



SC2000 Standard Canopy Including Filters

Model	Dimensions	Price
SC1250	W1250 x D1100 x H500	€699
SC1500	W1500 x D1100 x H500	€769
SC2000	W2000 x D1100 x H500	€849
SC3000	W3000 x D1100 x H500	€1439 2 x SC1500
SC4000	W4000 x D1100 x H500	€1639 2 x SC2000
SC6000	W6000 x D1100 x H500	€2399 3 x SC2000



Filters



Standard Stainless Gastronorm Containers



Model Code	Depth (mm)	Capacity Litre	Width, Depth, Height	Pack Size
A11040	40	5.1	530 x 325 x 40	6
A11065	65	8.5	530 x 325 x 65	6
A11100	100	13.3	530 x 325 x 100	6
A11150	150	20.0	530 x 325 x 150	6
AP11000	Lid	-	530 x 325	6



Perforated Container Pans				
AP11065	65	8.5	530 x 325 x 100	6
AP11100	100	13.3	530 x 325 x 150	6



Model Code	Depth (mm)	Capacity	Width, Depth, Height	Pack Size
A12100	100	6.0	325 x 265 x 100	6
A12150	150	8.9	325 x 265 x 150	6
A12000	Lid	-	325 x 265	6



Model Code	Depth (mm)	Capacity	Width, Depth, Height	Pack Size
A13100	100	3.7	325 x 176 x 100	6
A13150	150	5.5	325 x 176 x 150	6
A13000	Lid	-	325 x 176	6



Model Code	Depth (mm)	Capacity	Width, Depth, Height	Pack Size
A14100	100	2.7	265 x 162 x 100	6
A14150	150	4.0	265 x 162 x 150	6
A14000	Lid	-	265 x 162	6



Model Code	Depth (mm)	Capacity	Width, Depth, Height	Pack Size
A16100	100	2.2	176 x 162 x 100	6
A16150	150	3.0	176 x 162 x 150	6
A16000	Lid	-	176 x 162	6



About Mitsubishi Electric Air Conditioning & Ecocool

With over 90 years of experience in providing reliable, high-quality products to both corporate clients and general consumers all over the world, Mitsubishi Electric Corporation is a recognised world leader in the manufacture, marketing and sales of Air Conditioning & renewable solutions.

As a market leader, we pride ourselves in providing high performance and competitive systems with low running costs.

By utilising heat pump technology, our air conditioning units not only provide cooling, but also heating and often sanitary hot water. Heat Pump technology requires only a small amount of electricity to harvest, upgrade and move heat from one location to another and providing hot water as part of an integrated air conditioning system is far more efficient than traditional heating methods such as gas.

Outstanding Benefits

Efficient and extensive product range ideal for a variety of buildings from Retail outlets to bars, offices and hotels. Indoor units available as wall mounted, ceiling suspended, in ceiling cassettes and concealed ducted units.

Our pioneering technology has led the way over the last decade with advances in energy efficiency through inverter technology, refrigeration and compressor and control solutions.

- Free Design and consulting services
- Over 4 times more efficient than some traditional heating Methods
- 5 years Manufacturer guarantee *

Getting the right balance between capital cost, system efficiencies, installation costs, control systems and ultimately operating costs all need to be considered at an early stage to ensure a positive outcome.

Contact us for a free consultation and reduce your heating bills

Email: office@jbrefrigeration.ie

Tel: 087 2551453

087 2439308

